
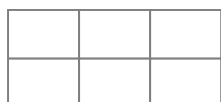


Valentine's Tessellation



A tessellation is a tiling pattern that completely covers a surface with a pattern of flat shapes so that there are no gaps or overlaps.

Examples...



Rectangles



Equilateral Triangles



Hexagons & Diamonds



Tessellations do not need to be regular shapes or all the same shape. You just have to make sure the pattern repeats, and there are no gaps or overlaps.

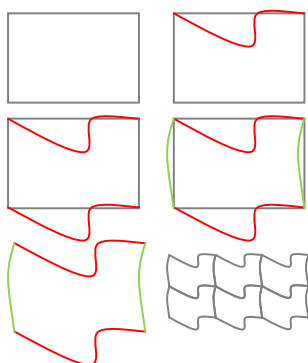
The example on the left is a tessellated street pavement in Zakopane, Poland (from Wikipedia).

Escher (a Dutch graphic artist) designed many artistically inclined tessellations and you can use him as inspiration for this project.

Project

Design a Valentine's inspired tessellation. You can use either regular polygons as inspiration or follow the following process to create a tessellation of an irregular shape. Remember – the theme is Valentine's – so let some romance show in your drawing and colors.

Creating a tessellation using the tracing method...



Start with a square or rectangle

Add a curvy line to one side

Copy this line (using tracing paper) to the opposite side

Repeat for the other 2 sides

Use your imagination to decide what your shape looks like (a bird, a teddy bear, a rose?)

Tessellate your pattern and decorate it